



BS21 „DORO“ FFP2 NR FILTERING HALF MASK

CE 2163
EN 149:2001+1:2009

Made in Germany

Produktion Date:
Produktion Batch Number:


User Instructions


1. This Product complies with the regulation (EU) 2016/425 by fulfilling the technical specifications 2020/403
2. Please read the informations in this manual carefully prior to usage. Not following these instructions during usage can reduce effectiveness of the mask.
4. In case of dizziness, irritation or other occurring problems take off the mask.
5. Store your mask away from contaminated areas when not in usage.
6. Dispose of the used mask after usage. Disposal has to be carried out in accordance to all legal regulations.


Precautions and restrictions

1. Do not enter areas underlying one of the following conditions:
 - The area contains less than 19,5% Oxygen.
 - The area contains oil aerosoles
 - presence of gases in the air
2. DON'T try to use or modify the mask in a way else than instructed
3. DON'T use the mask when wearing a beard because this can cause leakage
4. DON'T use the mask for more than one working shift.







Purpose of use: professional / breathable / dust protection / microorganism filtration

 Store at temperatures ranging from

 to End of storage period: 2 years from production date

 Maximum humidity in storage area

Warning: These masks protect the user against certain contaminations. The risk of infections or illness can not be excluded. Abuse can result in illness or death. Materials getting in contact with the user's skin can cause allergic reactions when the person has a weak immune system. **Do not use the mask when the packaging is damaged.**

- 1  unfold the mask and slightly bend the nose piece around your nose to achieve a comfortable curve.
- 2  place the mask under your chin with the nose area positioned on the upper side
- 3  press the nose piece down to suit to the shape of your nose
- 4  pull both ear straps out of the unfolded mask
- 5  pull both straps behind your ears
- 6  adjust all edges, secure them and conduct a leak test

Open at the bottom

Hygiene Bosch & Schörlle GmbH Rotenwaldstr. 100/1;
70197 Stuttgart Tel.Nr. +49(0)711/6565222Fax.
Nr.+49(0)711/6565213E-Mail: info@bs-hygiene.de

